



High-pressure ball valve HSKI-C, steel With female thread

DN 6 - 80 mm PN max. 500 bar

Series 06 – female thread on both sides DIN EN ISO 228-1
42 – NPT female thread ANSI/ASME B1.20.1

Face-to-face lengths DIN 3202 – 4 series M3

Temperature range Standard: -10°C to +90°C
On request: -50°C to +250°C

Range of use Liquids: Liquids group 1 and 2 according to PED 2014/68/EU Article 13
Gases: Liquids group 1 and 2 according to PED 2014/68/EU Article 13
As a matter of principle, the resistance to the flow medium must be ensured.

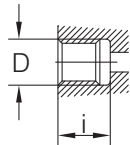
Technical specification The HSKI-C type ball valve consists of a forged body with connector screwed in on one or both sides. The stem is blowout-proof. Up to nominal width DN 25, the stem is fitted from the outside by means of a fitting. Simple replacement of the stem seal is ensured by the fitting used. A stem seal in accordance with the German Technical Instructions on Air Quality Control (TA Luft) is available as standard from nominal width DN 32 and can be used, on request, up to nominal width DN 80 for an additional charge. Actuators can be attached, from nominal width DN 32, by means of an extension kit. This retrofit requirement is available as standard.

Please ask separately for requirements that exceed the standard conditions of use listed in this data sheet.
As a matter of principle, the safety information provided in the operating and servicing manual must be observed!
The operating and servicing manuals as well as the approval certificates can be downloaded at www.von-scheven.de.

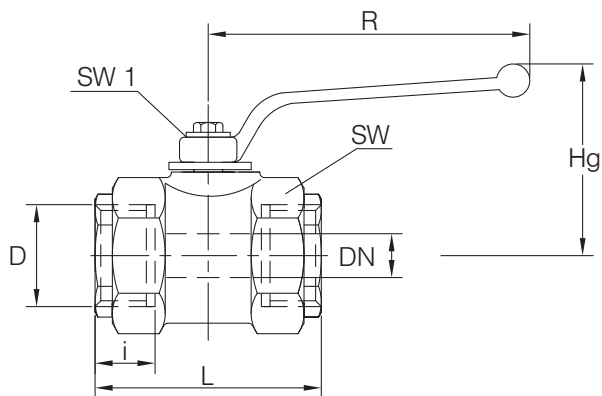
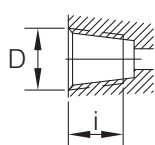
We reserve the right to carry out technical modifications.

Technical data HSKI-C

Series 06



Series 42



Series 06 (pipe female thread DIN EN ISO 228-1)

DN mm	PN bar	D	i mm	L mm	SW mm	Hg mm	R mm	SW1 mm	Weight kg
6	500	G 1/4"	12.5	60 *	32	77	112	10	0.4
10	500	G 3/8"	12.5	60	32	77	112	10	0.4
15	500	G 1/2"	16.0	75	∅ 40	67	130	10	0.9
20	320	G 3/4"	18.0	80	46	71	130	10	0.9
25	320	G 1"	20.0	90	55	82	160	10	1.4
32*	320**	G 1 1/4"	22.0	110	∅ 76	117	250	17	3.0
40*	320**	G 1 1/2"	23.0	130 *	∅ 90	121	250	17	3.6
50*	320**	G 2"	26.0	140	∅100	128	250	17	5.5
65	160	G 2 1/2"	31.0	185	∅133	158	250	17	11.8
80	63	G 3"	35.0	205	∅152	182	350	22	15.6

*Deviating from face-to-face length M3; where necessary request face-to-face lengths in special version.
**On request, a light-duty version (pressure rating PN 160) with altered face-to-face length is also available.

Series 42 (NPT female thread ANSI/ASME B 1.20.1)

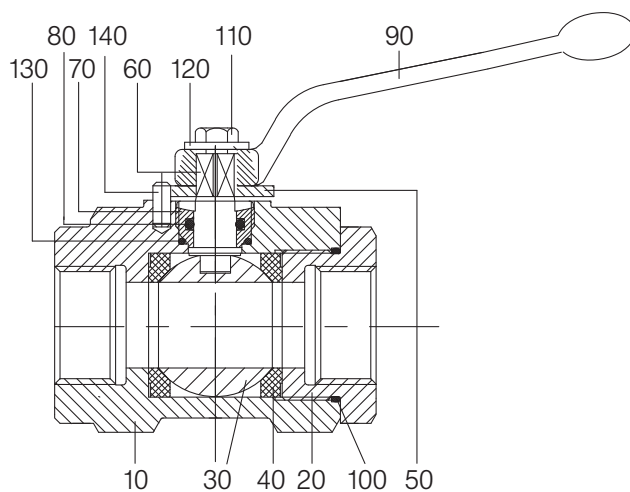
DN mm	PN bar	D	i mm	L mm	SW mm	Hg mm	R mm	SW1 mm	Weight kg
6	500	NPT 1/4"	12.5	60 *	32	77	112	10	0.4
10	500	NPT 3/8"	12.5	60	32	77	112	10	0.4
15	500	NPT 1/2"	15.0	75	∅ 40	67	130	10	0.9
20	320	NPT 3/4"	18.0	80	46	71	130	10	0.9
25	320	NPT 1"	20.0	90	55	82	160	10	1.4
32	320**	NPT 1 1/4"	22.0	110	∅ 76	117	250	17	3.0
40	320**	NPT 1 1/2"	23.0	130 *	∅ 90	121	250	17	3.6
50	320**	NPT 2"	26.0	140	∅100	128	250	17	5.5

*Deviating from face-to-face length M3; where necessary request face-to-face lengths in special version.
**On request, a light-duty version (pressure rating PN 160) with altered face-to-face length is also available.

Example of order: Ball valve type HSKI-C made of steel, DN 20 with female thread DIN EN ISO 228-1 **HSKI-C 20 06**

Parts list HSKI-C

Pos.	Designation	Material*
10	Body	Steel
20	Fitting	Steel
30	Ball	Steel
40	Seal	POM
50	Stop washer	Steel
60	Stem	Steel
70	Fitting	Brass
80	O-ring	NBR
90	Hand lever	Zinc die-casting
100	O-ring	NBR
110	Bolt	
120	Washer	
130	O-ring	NBR
140	Stop pin	



*Standard (can vary according to nominal width), other materials on request.
Due to the design, not all items are used for all nominal widths.